



Year: 6 - Spring 1 & 2

Subject: Art

Topic: Animal Tessellation



Line of inquiry: What are the 3 types of tessellation?

What will we be discovering and achieving in our lessons?

- To examine the work of M. C. Escher
- To create and arrange accurate tessellations
- To design creative yet imaginative outcomes
- To combine pattern, tone & shape
- To organise chronological photographic evidence

Key vocabulary:

- M.C. Escher
- tessellation
- rotation
- reflection
- translation
- geometric patterns
- mathematical
- symmetry
- chronological
- pattern
- repeating



M.C. Escher or Maurits Cornelis Escher was born in 1898 and died in 1972.




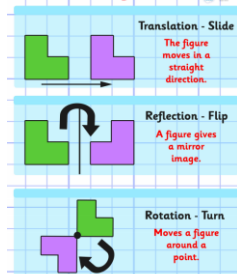
He was from the Netherlands.

Escher didn't do very well at school but he was a very talented artist.

Whilst visiting the Alhambra in Spain, he became fascinated by the mathematical designs and patterns that he saw there. He was inspired to produce his own tessellations.



Translation, Rotation and Reflection



Tessellations are created when shapes are repeated again and again with no gaps or overlapping.

